


# MA6432 Series Stainless Steel Mini Cylinder(ISO6432)



MA6432 10 x 50



MA6432 25 x 50



MA6432-F 25 x 40

## Ordering Code

**MA6432**

### Series Code

MA:Double Action Type  
 MSA:Single-Extrusion Type  
 MTA:Single Drawing-in Type  
 MAD:Double-shaft Double ActionType  
 MACD:Double-shaft Double Action Damping Type  
 MAJ:Double-shaft and adjustable stroke type  
 MAC:With Cushion Type



### Back Cover Type

Blank:Fishtail Type  
 CM:Rounded Type  
 U:Horizontal Type  
 F: Copper Bush Type

**20** × **50**

### Cylinder Bore Stroke

8mm-25mm

**25**

### Adjustable Stroke Type

0~100mm

**S**

### Magnet Code

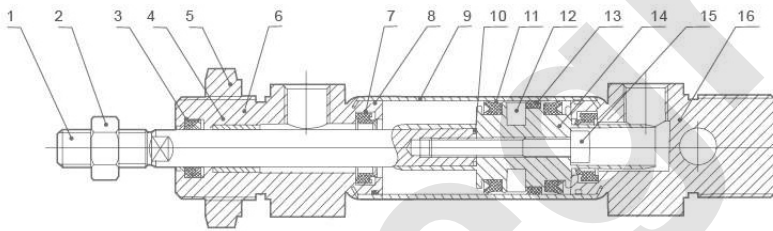
Blank:Without Magnet  
 S:With Magnet



### Fixed Type

Blank:Normal type  
 LB:Front and back fixed type  
 FA:Front cover fixed type  
 SDB:Back cover swinging type  
 U:Back cover fixed type

## Internal structure



NO	Designation	NO	Designation
1	Piston Rod	9	Barrel
2	Piston Rod Nut	10	Piston rod O-ring
3	Front Cover Seal	11	Piston O-ring
4	Bearing	12	Magnet(Optional)
5	Hexagon Screw	13	Wear Ring
6	Front Cover	14	Piston
7	Cushion Ring	15	Hex Socket Screw
8	O-ring	16	Back Cover

## Specification

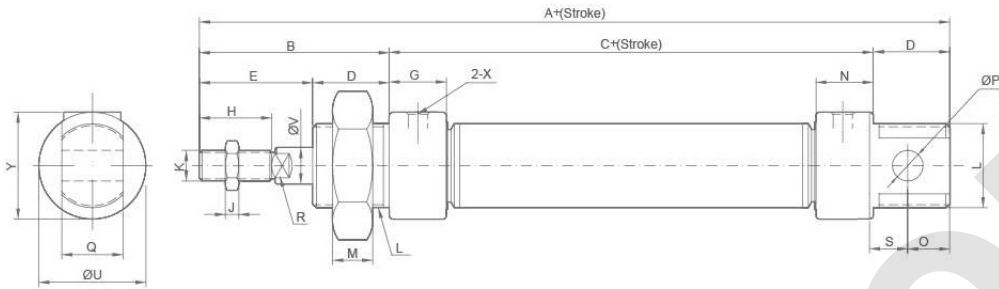
Bore(mm)	8	10	12	16	20	25
Fluid	Air					
Motion pattern	Double Action or single Action					
Ensured Pressure Resistance	15.3kgf/cm <sup>2</sup> (1.5Mpa)					
Max.pressure	10.2kgf/cm <sup>2</sup> (1.0Mpa)					
Min.pressure	0.5kgf/cm <sup>2</sup> (0.05Mpa) 1kgf/cm <sup>2</sup> (0.1Mpa)					
Environment and fluid temp	-10~+80°C (Internal Magnetic Install by Tach strap:Type Max:60°C )					
Piston velocity	Rubber Buffer(Standard),Air Buffer(Optional)					
Buffering	50~750mm/s					
Kinetic energy Tolerance(kgf/cm)	0.2	0.3	0.4	0.9	2.7	4
Port Size	M5×0.8				G1/8"	

## Stroke

Bore(mm)	Standard Stroke	Max.Stroke(mm)
8	10,25,40,50,80,100,125,160,200	400
10	10,25,40,50,80,100,125,160,200	400
12	10,25,40,50,80,100,125,160,200	400
16	10,25,40,50,80,100,125,160,200	400
20	25,40,50,80,100,125,150,160,175,200,250,300	1000
25	25,40,50,80,100,125,150,160,175,200,250,300	1000

# MA6432 Series Stainless Steel Mini Cylinder(ISO 6432)

## Overall Dimensions



## Dimension Sheet

Bore/Symbol	A	B	C	D	E	G	H	M	J	O	K	N	P	S	R	U	V	Q	Y	L	X
8	86	28	46	12	16	9	12	7	3	10	M4×0.7	9	4	6	-	15	4	8	15	M12×1.5	M5
10	86	27	47	12	15	9	12	7	3	10	M4×0.7	9	4	6	-	15	4	8	15	M12×1.5	M5
12	105	37	51	17	20	9	16	6	4.5	14	M6×1	9	6	9	5	20	6	12	20	M16×1.5	M5
16	111	38	56	17	21	12.5	16	6	4.5	13	M6×1	10.5	6	9	5	20	6	12	20	M16×1.5	M5
20	128	45	63	20	25	15	20	8	6	11	M8×1.25	15	8	12	6	27	8	16	27	M22×1.5	G1/8"
25	137	50	65	22	28	15	22	8	6	11	M10×1.25	15	8	12	8	27	10	16	27	M22×1.5	G1/8"

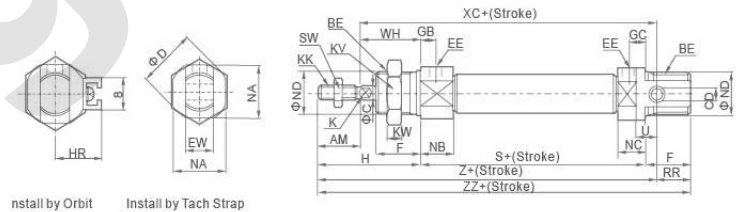
# MA6432-N Series Stainless Steel Mini Cylinder (ISO 6432)

## Overall Dimensions

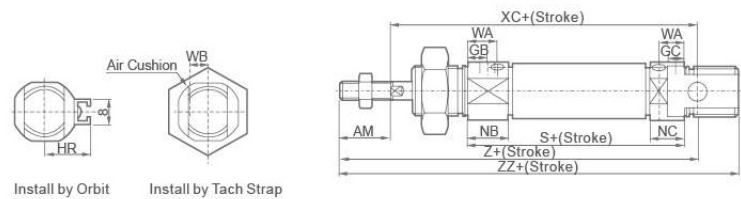


MA6432-N25 x 150

### Non Magnet Inside Magnet Rubber Buffer



### Non Magnet Inside Magnet Rubber Buffer



## Dimension Sheet

Bore	AM	BE	ΦC	ΦCD	ΦD	EE	EW	F
Φ8	12	M12×1.25	4	4	17	M5×0.8	8	12
Φ10	12	M16×1.25	4	4	17	M5×0.8	8	12
Φ12	16	M16×1.5	6	6	20	M5×0.8	12	17
Φ16	16	M16×1.5	6	6	20	M5×0.8	12	17
Φ20	20	M22×1.5	8	8	28	G1/8"	16	20
Φ25	22	M22×1.5	10	8	33.5	G1/8"	16	22

Bore	GB	GC	WA	WB	H	HR	K	KK	KV	KW	NB	NC	NA	ΦND	RR	S	SW	U	WH	XC	Z	ZZ
Φ8	7	5	-	-	28	10	-	M4×0.7	19	6	11.5	9.5	15	12	10	46	7	6	16	64	76	86
Φ10	7(5.5)	7(5.5)	10.5	4.5	28	10.5	-	M4×0.7	19	6	11.5(13.5)	9.5(13.5)	15	12	10	46(53)	7	6	16	64(71)	76(83)	86(93)
Φ12	8(5.5)	6(5.5)	9.5	5.5	38	14	5	M6×0.8	24	8	12.5(12.5)	10.5(12.5)	18	16	14	50(54)	10	9	22	75(79)	91(95)	105(109)
Φ16	8(5.5)	6(5.5)	9.5	5.5	38	14	5	M6×0.8	24	8	12.5	10.5(12.5)	18	16	13	56	10	9	22	82	98	111
Φ20	8	8	17	8.5	44	17	6	M8×1.25	32	11	15	15	24	22	11	62	13	12	24	95	95	126
Φ25	8	8	20	10	50	20	8	M10×1.25	32	11	15	15	30	22	11	65	17	12	28	104	126	137

Our company can also provide SMC Type ISO6432 standard stainless steel mini cylinder, if you need this, pls add-N after normal ordering code.

# MA6432 Series Stainless Steel Mini Cylinder(ISO 6432 Big Bore)



MAC6432 50 x 50-S



MAC6432 63 x 50-S

## Ordering Code

**MA6432**



**50**

×

**50**

—

**25**

—

**S**



### Series Code

- MA:Double Action Type
- MSA:Single-Extrusion Type
- MTA:Single Drawing-in Type
- MAD:Double-shaft Double Action Type
- MACD:Double-shaft Double Action Damping Type
- MAJ:Double-shaft and Adjustable Stroke Type
- MAC:With Cushion Type

### Back Cover Type

- Blank:Fishtail type
- CM:Rounded type
- U:Horizontal type

### Cylinder Bore

32mm-63mm

### Stroke

### Adjustable Stroke Type

0~100mm

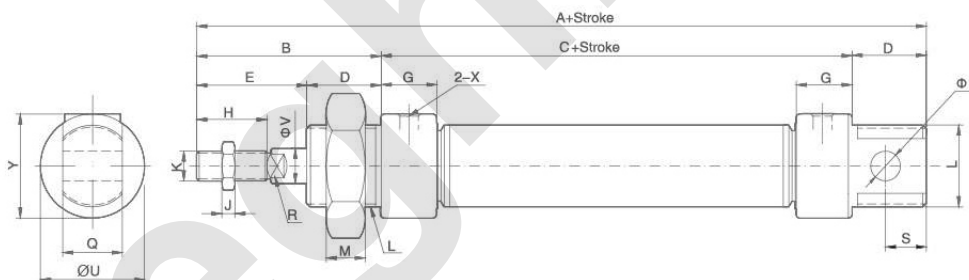
### Magnet Code

- Blank:Without Magnet
- S:With Magnet

### Fixed Type

- Blank:Normal type
- LB:Front and back fixed type
- FA:Front cover fixed type
- SDB:Back cover swinging type

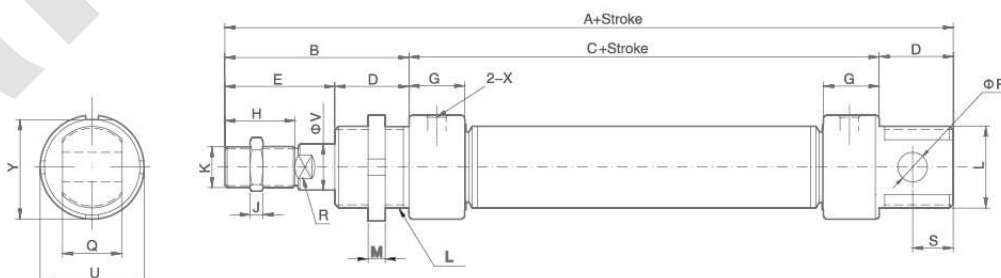
## Overall Dimensions



## Dimension Sheet

Bore/Symbol	A	B	C	D	E	G	H	M	J	K	P	S	R	U	V	Q	Y	K	X
32	160	57	76	27	30	16	22	8	6	M10×1.25	10	12	10	35	12	16	35	M24×2	G1/8
40	162	57	76	27	32	16.7	24	8	7	M12×1.25	12	12	14	41.6	16	16	41.6	M30×2	G1/8

## Overall Dimensions



## Dimension Sheet

Bore/Symbol	A	B	C	D	E	G	H	M	J	K	P	S	R	U	V	Q	Y	K	X
50	200	73	94	33	40	22	32	8	8	M16×1.5	16	15	17	57	20	21	55	M45×1.5	G1/4
63	203	73	97	33	40	22	32	8	8	M16×1.5	16	15	17	70	20	21	68	M45×1.5	G1/4

■ Our Company can also make FST type (ISO 6432) 32-63 bore cylinder . If you require this, it should be specified.